

RISK ASSESSMENT FOR GO APE, ADVENTURE FOREST LIMITED

SUBJECT: Bike Hire

RISK ASSESSMENT REF: BP/2019/01/ Bike Hire

WRITTEN BY: Ops Team/H&S Manager Feb 2019









REVIEW DATE: April 2019

Risk Matrix								
Risk rating guidance	Likelihood (L)	5	5	10	15	20	25	Likelihood (L) x Severity (S) = Risk Rating (RR).
		4	4	8	12	16	20	
		3	3	6	9	12	15	
		2	2	4	6	8	10	
		1	1	2	3	4	5	
				1	2	3	4	
Severity (S)								
Acceptability of risk guidance	High-risk: 15 – 25		High-risk activities should cease immediately. Further effective control measures to mitigate risks must be introduced.					
	Medium-risk: 8 – 12		Medium-risks should only be tolerated for the short-term and only whilst further control measures to mitigate the risks are being planned and introduced.					
	Low-risk: 1-6		Low-risks are largely acceptable. Where it is reasonable to do so, efforts should be made to reduce risks further.					
Guidance. When completing a risk assessment, you should:	<ol style="list-style-type: none"> 1. Identify the persons at risk and the significant hazards. 2. Calculate an initial RR for the activity. 3. Identify risk control measures that reduce the risks to an acceptable level. 4. Calculate a revised RR - you should consider how much safer the task will be if the control measures are followed. Here, you should consider changing both the likelihood (L) and the severity (S) ratings. 							
Note. Ideally, you should look to reduce the risks so that the task can be classified as “low-risk”.								

Likelihood	Definition	Points rating
Inevitable	If the work continues as it is, there is almost 100% certainty that an accident will happen, for examples: A broken stair or broken rung on a ladder, Bare, exposed electrical conductors, Unstable stacks of heavy boxes	5
Highly likely	Will happen more often than not. Additional factors could precipitate an incident but it is still likely to happen without this additional factor.	4
Possible	The accident may occur if additional factors precipitate it, but it is unlikely to happen without them.	3
Unlikely	This incident or illness might occur but the probability is low and the risk minimal.	2
Remote possibility	There is really no risk present. Only under freak conditions could there be any possibility of an accident or illness. All reasonable precautions have been taken - This should be the normal state of the workplace.	1

Severity	Definition	Points rating
Very high	Causing multiple deaths and widespread destruction eg. fire, course/building collapse.	5
High	Causing death, serious injury or permanent disability to an individual.	4
Moderate	Temporary disability causing injury (to member of the public, contractor or employees) or disease capable of keeping an employee off work for seven days or more and reportable under RIDDOR (Reporting of Injuries, Diseases and Dangerous Occurrences Regulations 1995).	3
Slight	Minor injury (to member of the public, contractor or employee), which would allow the individual to continue work after first aid treatment on site or at a local surgery. The duration of the stoppage or treatment is such that the normal flow of work is not seriously interrupted.	2
Nil	Very minor injury, bruise, graze, no risk of disease.	1

RISK ASSESSMENT FOR GO APE, ADVENTURE FOREST LIMITED

Personal protective equipment (PPE) assessment								
Type of PPE:								
	Head	Foot	Eye	Hand	Hearing	Hi-Visibility Vest	RPE	Fall Arrest

SER	HAZARD	L	S	R R	WHO MIGHT BE HARMED	CONTROL MEASURES	FURTHER CONTROL MEASURES: reviewed annually to formulate Risk Reduction Plan	L	S	RR
1	Mechanical Failure of the bike	3	3	9	Employees, Public, uneducated cyclists, cyclists misusing their bike, riders who adjust settings or attempt to repair their bike	<ul style="list-style-type: none"> • Only bikes fit for purpose are used (BS EN 14765- Bicycles for young children and BS EN 14766 – Mountain bicycles). Mountain bikes with 20, 26 and 27.5 inches wheels and suitable tyres will be used for forest tracks. • Each bike is given an individual number and inspection sheet for recording safety checks • Each bike is given a monthly safety check including frame and fork structural integrity, brakes, wheels, gears and contact points. This inspection is performed by a trained mechanic • Before each use each bike is physically checked to control the operation of its brakes, wheel alignment, quick releases and contact points as per Forest biking program training • Each rider is provided with the opportunity to receive a correctly fitted helmet which is checked before and after each use, and inspected monthly 		2	2	4

RISK ASSESSMENT FOR GO APE, ADVENTURE FOREST LIMITED

					<p>(BS EN 1078:1997)</p> <ul style="list-style-type: none"> • Riders are advised on appropriate clothing: open toed shoes, flip flops and high heels are discouraged and tee shirts must be worn • Riders are asked to test the bike before they leave the centre to ensure they are happy with the operations and settings, including seat height • Riders are instructed on the use of their bike, including brakes and gear operations • Riders are instructed not to carry any repairs or adjustments • riders are provided with advice on routes available including timings, distance, difficulty and suitability for each group, as well as emergency routes back to the centre <p>riders are provided with a phone number to contact if they need assistance</p>				
2	Rider error induced injuries or accidents	1	1	3	<p>Overconfident riders, inexperienced riders, uneducated riders, tired, dehydrated, hungry or cold riders, riders who leave designated routes, employees, GP</p> <ul style="list-style-type: none"> • Uneducated riders are discouraged to hire bikes • Bikes with water bottle holders are made available. Water bottles are available for customers to buy. Tap water is freely available for customers to fill bottles. <p>Riders are advised on hot or cold weather conditions or visibility issues on the day, advice is offered on clothing</p>		1	2	2
	Incidents or injuries due to adverse weather	1	3	3	<p>Uneducated riders, injured riders, stranded or lost riders, any rider, employees, GP</p> <ul style="list-style-type: none"> • Local operating procedures will be in place. Those will include operating limits (wind, snow ice, etc.) and procedures for relocating and recovering a lost or injured rider 		1	2	2

RISK ASSESSMENT FOR GO APE, ADVENTURE FOREST LIMITED

	Collision with a moving or solid object (park user, machinery or vehicles, riding in the dark, crossing a road)	3	3	9	Riders, employees, GP, contractors	<ul style="list-style-type: none"> • Forest biking program users should remain in Black park and should not be crossing a road, and will be advised so • Riders are warned of forestry works where appropriate before leaving the centre. • Riders are given an appropriate amount of time to complete their intended route before dusk and informed of the time their bikes must be returned (if appropriate, the time dusk is expected that day) • All bike will be fitted with reflectors and a mounted bell 	Last Bike Rental is the same time as the last TTA brief (i.e. at least 3 hours before sunset) to ensure people are not out after dark.	1	2	2

Refs
 In house Forest Biking training, BS EN 1078:2012+A1:2012 (previously BS EN 1078:1997 - Helmets for pedal cyclists and for users of skateboards and roller skates), BS EN ISO 8098:2014 (previously BS EN 14765- Bicycles for young children) and **BS EN ISO 4210-1:2014, BS EN ISO 4210-2:2014, BS EN ISO 4210-3:2014, BS EN ISO 4210-7:2014, BS EN ISO 4210-9:2014, BS EN ISO 4210-4:2014, BS EN ISO 4210-6:2014, BS EN ISO 4210-8:2014, BS EN ISO 4210-5:2014** (previously BS EN 14766 – Mountain bicycles)